

Annual Report 2018-19



Municipal Corporation Okara

Table of Contents

Foreword:.....	3
1. Background:.....	4
2. Map of Tehsil Okara:.....	7
3. Functions of Municipal Corporation Okara.....	8
4. Municipal Corporation organogram	9
5. Administrative Setup	10
6. Human resource Available at MC	11
7. Annual Budget:.....	11
7.1. Development expenditure	12
7.2. Expenditure on O&M of services and revenue generated	12
8. Development Projects.....	13
9. Municipal Services Delivery Detail.....	13
9.1. Water Supply System.....	13
9.1.1. Water Supply Hours.....	13
9.1.2. Total Coverage of the City.....	14
9.1.3. Tariff Structure.....	14
9.1.4. Water Filtration Plants:	15
9.1.5. The Water Source & Pumping Stations	15
9.1.6. Manpower Deployment.....	15
9.2. Solid Waste Management	15
9.2.1. Solid waste Generation & Disposal	15
9.2.2. Equipment & Machinery.....	16
9.2.3. Manpower Deployed.....	16
9.2.4. Coverage Detail.....	17
9.3. Sewerage.....	18
9.3.1. Coverage	18
9.3.2. Existing Pumping / Disposal Stations.....	19
9.3.3. Sucker & Jetting Machines	19
9.3.4. Manpower Deployed.....	19
9.3.5. Tariff Structure.....	19
9.3.6. Service Delivery.....	19
10. Streetlight.....	20

10.1.	Street lights on Major Roads:.....	20
10.2.	Street lights Coverage Map:.....	21
10.3.	Expenditure on street lights:	22
11.	Complaint Management.....	22
12.	MC Website (www.mcokara.lgpunjab.org.pk).....	23
13.	MC Response to the Requests of Citizens under RTI Act 2013.....	23
Annex A	25
Annex B	31
Annex C	35

Foreword:

On behalf of the Municipal Corporation Okara, I hereby present this Annual Report for the financial year 2018-19. The report will give our stakeholders and communities an insight into the performance and achievements of the Municipal Corporation. The current Annual Report outlines MCs successes and shortcomings in relation to our mandate as provided in the key focus areas of Local Governments. These can be summarized as; Building a Municipal Corporation that is efficient, effective and responsive; Strengthen Accountability and promote fairness in its dealings; Accelerating Service Delivery and supporting the vulnerable; Promoting Economic and Social development; Fostering Development Partnerships, Social Cohesion and Community Uplift Programs. It is pertinent to note that these endeavors' can never be successfully achieved on their own but it becomes materialized by the collective efforts of officers, officials and support staff who work together in identifying challenges and to meet those challenges with rigor efforts and earnest professional approach.

It is commendable to note the improvements in relation to our spending and expenditure patterns, but we need to do more. The ever present excuse of lack of resource might be a legitimate one, but the key question is how effectively we use the resources at our disposal to accomplish our goals and attaining set targets. It is clear in this annual report that we are moving in the right direction. It is of paramount importance to synchronize our program plans with quarterly targets to achieve our broader goals effectively and efficiently.

**Administrator
Municipal Corporation
Okara**

1. Background:

Okara was originally a sub-divisional headquarters of Sahiwal district and emerged as the headquarters of the new district of Okara on the 1st of July, 1982. Okara derived its name from a tree known as ‘OKAAN’ which was standing on the embankment of a water tank, being maintained by a person known as “RANA”. Prior to colonization, that was the only place for rest and drinking water in an otherwise, barren tract.

Okara district is composed of three sub-divisions Okara, Renala Khurd and Depalpur. Okara, the District Headquarters is about 127 Kilometers to the south-west of Lahore, on the National Highway and on the main Lahore-Karachi Railway track. Okara was raised to the level of Municipal Committee in 1937. After the implementation of Punjab Local Government Ordinance 2001, it was given the status of Tehsil Municipal Administration. after promulgation of Punjab Local Government Act 2013, it was given status of Municipal Committee and after implementation of Punjab Local Government Act 2019, its status was upgraded to Municipal Corporation.

The population census report of year 2017 has not been published by Government of Pakistan. However the provisional data available for this census shows the population of 357,935 persons for the city within municipal limits. A land scan process was done to estimate the population of entire inhabited areas of city in close approximation which was found to be 443,396 persons in the year 2017 with an annual growth rate of 2.32 % and it is expected to rise to 557,695 persons in the year 2027. A large and thick inhabitation has developed outside the municipal limits of the city and the municipal limits need to be extended.

Economic Activities in the City

With the passage of time industry of all types have been established in Okara. Furthermore, heavy productive industry is rapidly increasing in the area including Vegetable Oil & Ghee, Papers and / Board Mills, Packaging Industry, Sugar Mills, Electronic Appliances (including refrigerator, Air- conditioned, Deep freezer industry etc) Cotton & Textile, Surgical Cotton, Feed Mills, Flour Mills, Rice & Processing Mills, Environmentally protected poultry houses, export quality Crockery product manufacturing, services and professional Associations have also been developed in Okara. At present, about 250 environmentally protected Poultry Houses have since been established.

Present set up of industrial development is appended below:

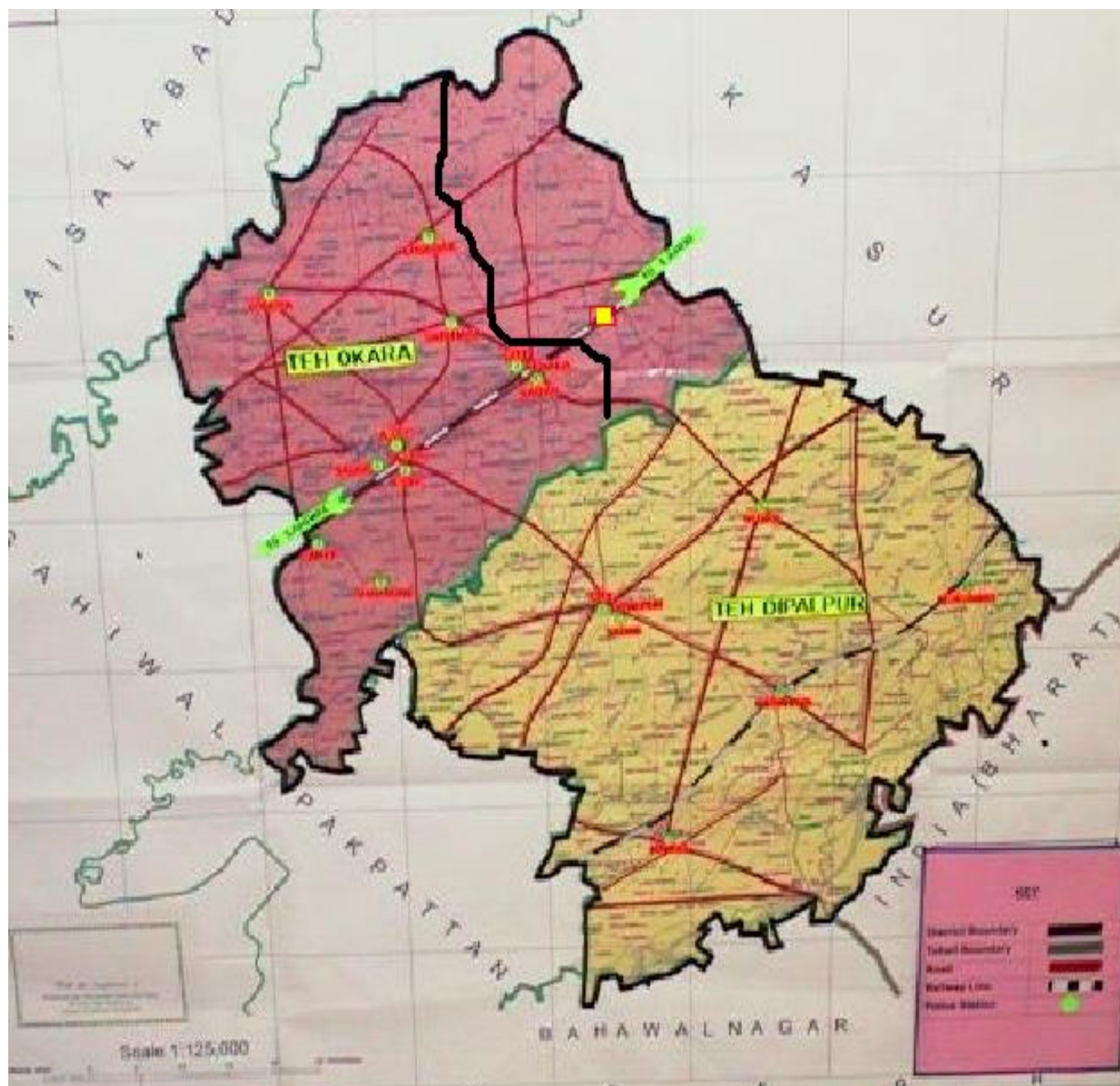
	Major Industries	Nos.
1	Sugar Mills	2
2	Cotton & Textile Mills	17
3	Vegetable Oil & Ghee Mills	4
4	Paper and Board Mills	4
5	Poultry Feed Mills	5
6	Flour Mills	8
7	Electronic / Electric Appliances	2
8	Dairy Products	3
9	Food Industry	6
10	Confectionary	20
11	Cotton Ginning & Pressing	27
12	Cotton Waste	9
13	Surgical Cotton/ Bandages	32
14	Dairy Farms	7
15	Rice Processing Units	16
16	Rice Mills (due to Power crises about 30 Rice Mills are partially in working)	124
17	Seed Processing	4
18	Foundry	30
19	Agriculture Implements	42
20	Unani (Herbal) Medians	4
21	Environmentally Protected Poultry	248
22	Soap/ Detergent	22
23	Sewing Machine	4
24	Ice Factory & Cold Storage	150
25	Shoe Manufacturing	51
26	Petrol Pumps	12
27	C.N.G Station	11
28	Hatchery	01

Traditional Crops (Rice, Maize & Potato)

Rice, Maize & Potato are the main traditional crops of Okara District. Okara is considered as HUB of Par Boiled Rice as well. “Analyzing the level of production of Potato and Maize, Okara leads not only other Districts and Provinces in its 70% of total Potato and Maize produce in the country but also it equals in both Agriculture yields with India. Both these products have gained a traditional status for Okara District as in the Top Agriculture list as a yield producing and profit raising areas of the Sub-Continent”.

Being the land of farmers, its milk production is at No. 4 in the world. Poultry, Environmentally protected Protein Farms, Cattle, Fish Farming and Gardening have been the ride businesses of the farmers ever since. Okara has fertile land with enormous potential in agriculture yield. It meets the major food requirements of all kind of grains, dairy products, fruits, vegetables, meat, beef, poultry and confectionary. The district-wise production of Potato and Maize, Okara leads not only all other districts but also provinces with its contributions equal to 70% of the total yield. Maize for which Okara District is in the top agriculture produce list and which is being used in manufacturing Cooking oil (Corn oil).

2. Map of Tehsil Okara:



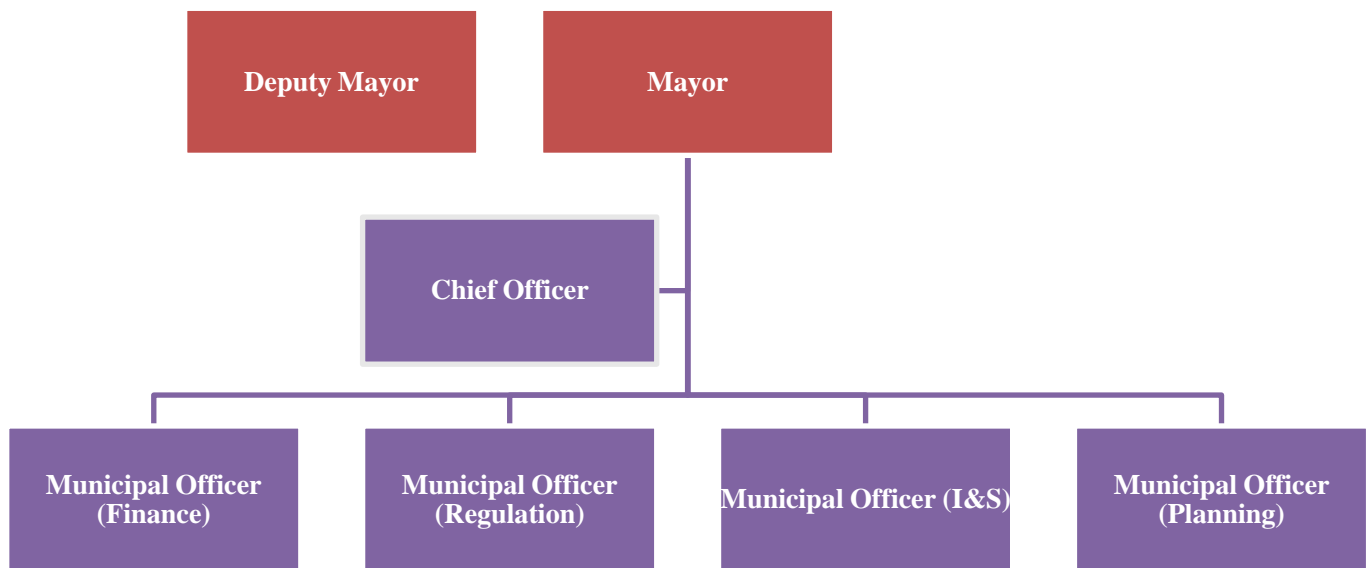
3. Functions of Municipal Corporation Okara

Municipal Corporation Okara is responsible for performing the following functions as per new PLGA 2019:

- a) Economic and value chain development;
- b) Management of primary, elementary and secondary education facilities;
- c) School enrolment and universal education;
- d) Monitoring and supervision of primary health care facilities;
- e) Preventive health and hygiene;
- f) Population welfare including population control;
- g) Solid waste collection and disposal;
- h) Sewerage collection and disposal including water management and treatment;
- i) Building control and land use;
- j) Births, deaths, marriages and divorce registration;
- k) Museums and art galleries;
- l) Open markets;
- m) Livestock and agriculture markets;
- n) Public parking facilities;
- o) City roads and traffic management;
- p) Public transport;
- q) Abstraction of water for industrial and commercial purposes;
- r) Emergency planning and relief;
- s) Support to provincial agencies in prevention of crime and maintenance of public order; and
- t) Regulatory enforcement in the functions
- u) Establishment and management of pre-schools;
- v) Libraries;
- w) Drinking water supply;
- x) Burials, cremations etc.;
- y) Public conveniences;
- z) Children's services;
- aa) Community safety;

- bb) Arts and recreation;
- cc) Public fairs and ceremonies;
- dd) Sports;
- ee) Environmental health, awareness and services;
- ff) Parks and landscape development;
- gg) Slaughtering of animals;
- hh) Street lights; and
- ii) Sign boards and street advertisements.

4. Municipal Corporation organogram



5. Administrative Setup

Administrator

Mr. Usman Ali

Date of Joining: 30.11.2019

Office No: 044-9200251




Chief Officer & MO(R) Additional Charge

Fida Iftikhar Mir

Date of Joining: 19-11-2018

Office No: 044-9200454



Municipal Officer (Finance)

Saleem Mohsin Khan

Date of Joining: 25.02.2020

Office No: 044-9200454



Municipal Officer (Infrastructure)

Asad Khan Babar

Date of Joining: 14.03.2020

Officer No: 044-9200453



Municipal Officer (Planning)

Ansar Anayat

Date of Joining: 08-05-2019

Officer No: 044-9200453



6. Human resource Available at MC

Vacancy Analysis-Section Wise			
Section	Sanctioned	Filled	Vacant
Chairman	4	4	0
Vice Chairman	3	3	0
Chief Officer	17	16	1
Municipal officer (R)	24	21	3
Municipal officer (I)	16	16	0
Municipal officer (P)	9	7	2
Municipal Officer (F)	49	43	6
Municipal Officer (S)	780	672	108
Total	902	782	120

MC schedule of establishment is attached as Annex – A

7. Annual Budget:

Abstract of annual budget of Municipal Corporation Okara is as under:

Financial Position				
	Actual 2017 - 2018	Estimated 2018 - 2019	Actual 2018 - 2019	Estimated 2019 - 2020
Opening Balance as on July 1st.	46,298,205	54,571,161	12,037,189	43,976,137
Income	207,836,245	249,954,175	217,437,449	415,886,774
	242,014,263	269,331,996	283,622,192	315,344,983
Total Receipts	496,148,713	573,857,332	513,096,830	775,207,894
Expenditure	401,949,761	464,941,446	444,235,966	568,801,410
	82,161,763	22,566,540	5,967,832	180,359,435
	-	27,433,460	18,916,895	8,516,565
Total Expenditure	484,111,524	514,941,446	469,120,693	757,677,410
Closing balance as on June 30th.	12,037,189	58,915,886	43,976,137	17,530,484

The income & expenditure statements are attached as Annex – B

7.1. Development expenditure

The expenditure incurred on the development projects from year 2013-14 to the current financial year & source of financing is given below

(All figures in million Rs)

Description	2013-14	2014-15	2015-16	2016-17	2017-18
Expenditure on Development Projects	34.513	5.356	5.384	10.729	50.00
Source of Financing of Development Projects	Own source revenue				
	ADP grants				
	PFC share				

7.2. Expenditure on O&M of services and revenue generated

Description	2013-14	2014-15	2015-16	2016-17	2017-18
<u>Water Supply</u>					
Total O&M cost	24.255	26.80	35.046	37.300	40.00
Revenue earned	0.772	0.685	0.849	0.699	1.00
% revenue earned vs O&M charges	3.2%	2.6%	2.4%	1.9%	2.5%
Subsidy injected	23.485	26.115	34.197	36.601	39.0
<u>Sewerage/Drainage</u>					
Total O&M cost	41.76	43.84	46.04	48.06	50.08
Revenue earned	0.07	-	0.12	-	0.08
% revenue earned vs O&M charges	0.18%	-	0.27%	-	0.16%
Subsidy injected	41.685	43.840	45.920	48.060	50.0
<u>Solid Waste Management</u>					
O&M cost	107.70	112.77	124.55	140.16	155.77
Revenue earned	Nil	Nil	Nil	Nil	Nil
Subsidy injected	107.70	112.77	124.55	140.16	155.77
<u>Parks</u>					
O&M cost	8.81	9.09	9.24	11.99	14.99
Revenue earned	0.711	1.667	1.00	-	0.602
Subsidy injected	8.099	7.423	8.24	11.99	14.388

Description	2013-14	2014-15	2015-16	2016-17	2017-18
Slaughter Houses					
O&M cost	0.375	0.347	0.367	0.393	0.271
Revenue earned	0.48	0.50	0.525	0.625	0.72
Subsidy injected (-) Income (+)	0	0	0	0	0
Street Light					
Total Expenditure	28.12	29.91	25.33	21.87	26.18
Revenue earned	The service is not charged.				

8. Development Projects

The Annual Development Plan initiated by Municipal Corporation Okara in the current and preceding years is as under:

Summary of ADP Projects				
Sr. No	Financial Year	No. of Total Projects	Approved Cost (Rs. in Million)	Status
1	2017-18	96	60.519	Completed
2	2018-19	23	24.681	Completed

List of Approved Projects for the last 03 Years of Municipal Corporation, Okara is attached at Annex – C

9. Municipal Services Delivery Detail

9.1. Water Supply System

9.1.1. Water Supply Hours

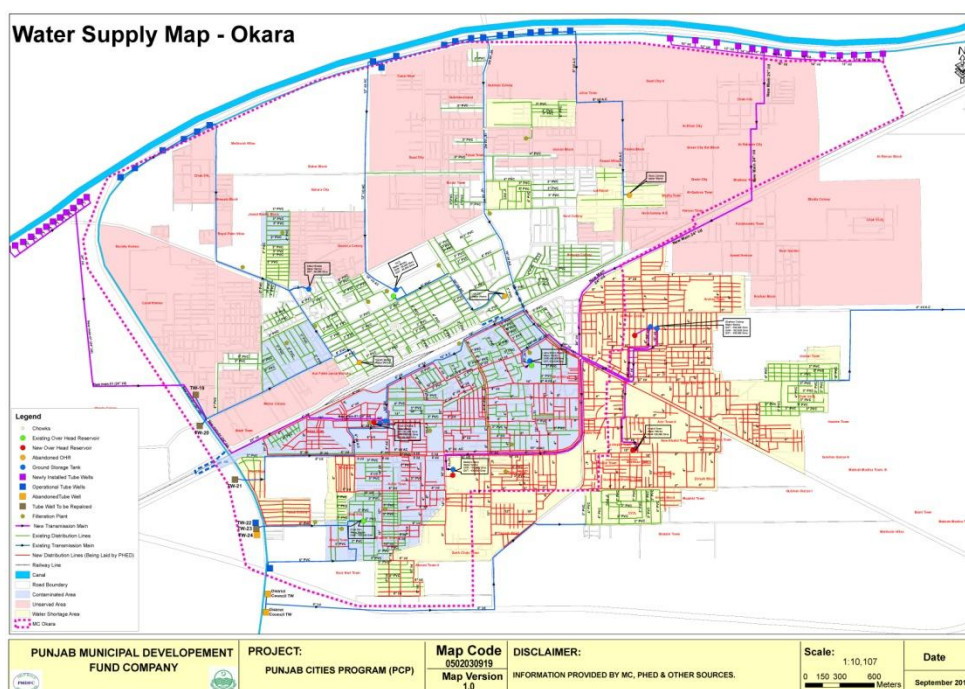
On an average MC is supplying 09 hours of water to households daily as per given schedule

Water Supplied Hours			
Morning	Midday	Evening	Total
2.5	2.5	2.5	7.5

9.1.2.Total Coverage of the City

The total area coverage of water supply in the city is 62% out of which 38% area falls under water shortage and 24% under the water contamination. Rest of the area is unserved. The detail of water connections and percent connected are given as under:

No. of Connections				%age Connected
Domestic	Commercial	Industrial	Total	
7,722	37	Nil	7,759	10%



9.1.3.Tariff Structure

The consumer connections are not metered and hence water. The water rates are given below;

Tariff Rate/ Month		
Domestic	Commercial	Industrial
Rs.150/-	Rs.1,000/-	Nil

9.1.4. Water Filtration Plants:

18 filtration plants have been installed in the city to supply potable water to the inhabitants and people are fetching their drinking water requirements from these plants. Operation & maintenance of these plants is being looked after by MC.

9.1.5. The Water Source & Pumping Stations

The city is divided into two zones by Lahore-Khanewal railway track and is called North & South Zones. Originally 19 Nos. of tube wells for north zone were installed on the bank of Lower Bari Doab Canal (LBDC) between the LBDC and 4-L distributaries whereas the tube wells for south zone were installed on the bank of 4-L distributary. Both the irrigation channels diverge away from each other at the south-western end of the city. The discharge of 4-L distributary is 260 cusecs only and after some time the water quality of the tube wells installed on the banks of this channel, deteriorated because of excessive withdrawals as compared to the recharge and became unfit for human consumption.

9.1.6. Manpower Deployment

Slot	Sanctioned strength	Existing strength	Vacant post	Manpower on daily wages	Total man power deployed	Additional MC demand
Tube-well operators	58	51	7	0	51	50
Chowkidars	14	13	1	0	13	10
Electricians	2	2	0	0	2	0
Plumbers	3	1	2	0	1	1
Clerks	2	2	0	0	2	0
Total	79	69	10	0	69	61

9.2. Solid Waste Management

9.2.1. Solid waste Generation & Disposal

The solid waste management efficiency along with present dumping sites is given below:

Total Waste Generated	196 Tons
Waste Disposal	125 Tons
% age Efficiency	64%

9.2.2. Equipment & Machinery

Under mentioned collection and transportation machinery is available with MC to handle the solid waste:

Sr. No.	Equipment/ Machinery	Total available Nos.	In working condition
1	Tractor Trolleys	12	12
2	Front Blade Tractors	2	2
3	Water Bouzers	6	6
4	Mechanical Sweepers	1	0
5	Rikshaws	1	1
6	Front End Loaders	2	2

The existing machinery is neither sufficient nor cost effective and efficient giving rise to low efficiency of collection and disposal of the waste and as a result of that MC is facing higher waste management cost as well as complaints regarding the insanitary conditions in the city. Efficient and cost effective machinery is needed to increase the efficiency of collection and transportation for improving the sanitary conditions and lowering down the operational and maintenance costs.

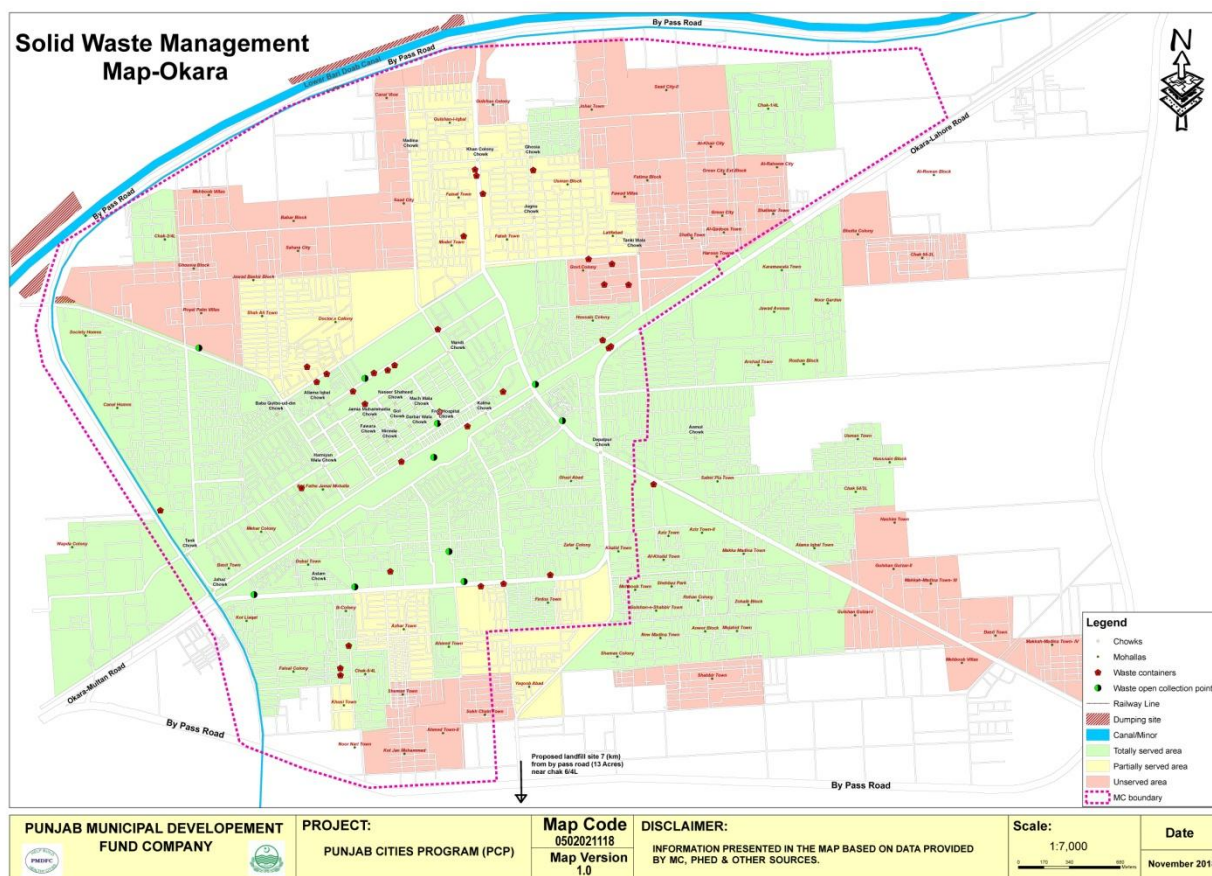
9.2.3. Manpower Deployed

The manpower deployed for collection, transportation and disposal of the solid waste is given in the table below. As indicated by MC Officers, this manpower is not sufficient to serve the entire city at the given standards. Additional manpower required by the MC is also given here:

Slot	Sanctioned strength	Existing strength	Vacant posts	Manpower on daily wages	Total man power deployed	Additional MC demand
Sanitary Workers	447	427	20	66	493	150
Vehicle Drivers	4	0	4	12	12	12
Supervisors	0	0	0	0	0	10
Sanitary Inspectors	01	01	0	0	01	03
Other	0	0	0	0	0	10
Total	452	428	24	78	506	185

9.2.4. Coverage Detail

The entire city is not served with solid waste collection and disposal. 60% area of the city is fully served, 15% is partially served and 25% is un-served as marked on the map. In partially served areas service is rendered intermittently depending upon availability of manpower and transportation machinery. The detail of these areas is given blow:



a) Partially served areas

No regular service is rendered in the under mentioned areas. The main complaints are attended by sending the machinery & labor once or twice a week.

1-Khushi Town	2-Azhar Town	3-Samadpura	4-Lateefabad
5- Usman block	6-Rehmatpura	7-Fath Town	8-Gungno Chowk
9-Faisal Town	10-Gulshane Iqbal	11-Doctors colony	12-Yaqoob abad

b) Unserved areas

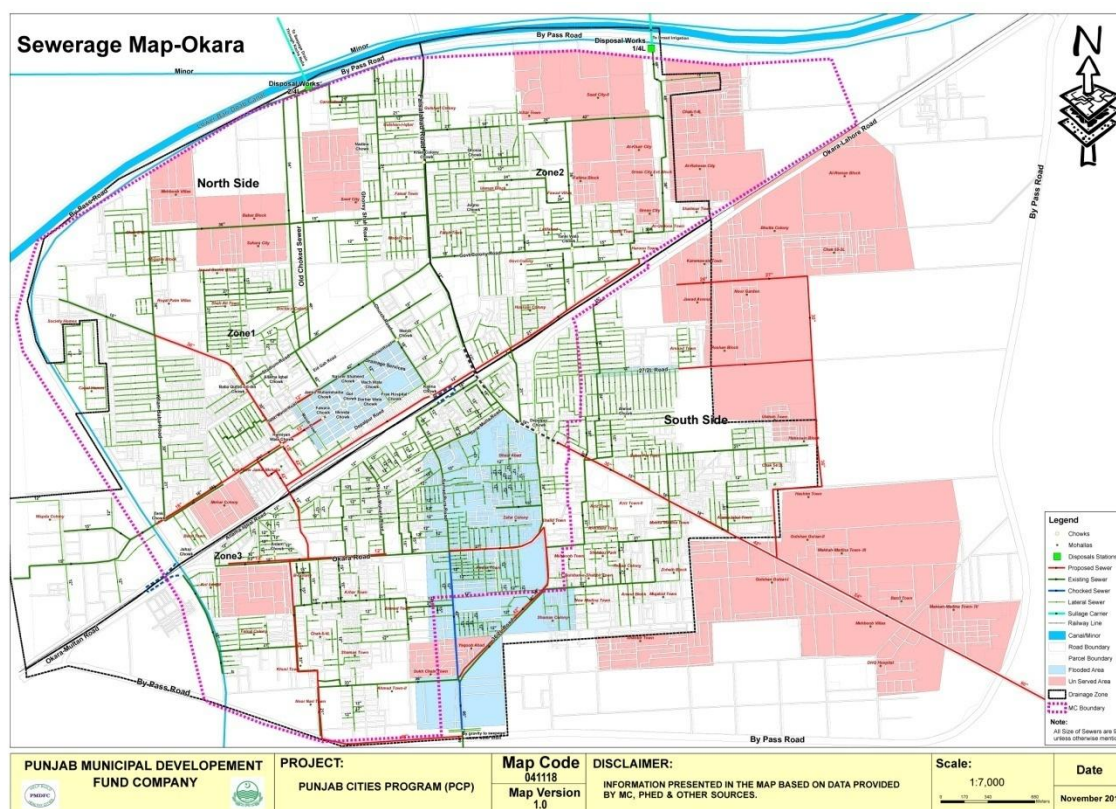
Under mentioned areas are still unserved:

1-Kot Jan Muhammad	2-Ahmad Town No-2	3-Shamas Town
4-Sukh Chain Town	5-Shabeer Town	6-Gulshan-e- Gulzar No-1 & 2
7-Makkah Madina Town No-1 & 3	8- Basit Town	9-Hashim Colony
10-Chack No - 55/2L	11-Bhutta Colony	12-Shalimar Town
13-Alraheem City	14-Haroon Town	15-Shafiq Town
16-Alqadoos Town	17- Green City & extension	18-Al-Khair City
19-Govet. Colony	20-Fawad Villas	21-Saad City-1&2
22-Fatima Block	23-Jauhar Town	24-Gulshan Colony
25-Canal View	26- Baber Block	27-Sahara City
28-Mehboob Villas	29-Royal Palm	30-Ghausia Block

9.3. Sewerage

9.3.1.Coverage

The city is equipped with sewerage system in 71% area. The city has been divided in to three areas called as Zones with respect to the drainage. The sewerage map is as under:



9.3.2.Existing Pumping / Disposal Stations

The detail of each pumping station already working in the city is given below

Location	Nos of collect. Tanks	Nos of pumps	Discharge each (cusecs)	Total discharge (cusecs)	Motor BHP	Working status	Force main /S.			Ultimate disposal
							Size (inch)	Length (ft)	Cond.	
Chack No- 2/4L	03	05	7.0	40.0	80	Yes	2x18" dia	300 each	Good	Seepage Drain
		01	5.0		50					
Chack No-1/4L	02	04	5.0	24.0	50	Yes	2 x 16" dia	960'	Good	Broad irrigation
		01	4.0		25					
Zone -3	Out fall is working by gravity			64	0	Yes	66" dia	-----	Good	Seepage Drain

9.3.3.Sucker & Jetting Machines

02 Nos. sucker and 2 Nos. Jetter Machines are being used by MC to remove blockades and cleaning of sewers. The barrels of the sewers are also being de-silted by winch machines. The sucker and jetting machines are quite old and require repairs along with supply of required pressure pipe for jetting.

9.3.4.Manpower Deployed

The manpower deployed presently for the operation & maintenance of the system is given below:

Pump Operators	10
Baildars	12
Supervisors	02
Sewer men	121
Total	145

MC is demanding additional manpower because of increase in population as they are serving those areas in the city which are not included within the municipal boundary.

9.3.5.Tariff Structure

All the sewer connections are not being charged. Only new connections being installed now are charged at the rate of Rs 200 per connection per annum.

9.3.6.Service Delivery

The service delivery in Zone-1 & 2 is satisfactory. However the north eastern area of the south zone is facing poor service delivery because of:

1. Crown failures and blockades in the 66" dia main outfall sewer.

2. The area lies in remote end of the system and sewers are being silted up because of water stagnancy and very low velocity of water.
3. In 29% of the city area no service is rendered.
4. Waste water disposal in zone-1&2 is problematic and polluting the LBDC water

10. Streetlight

10.1. Street lights on Major Roads:

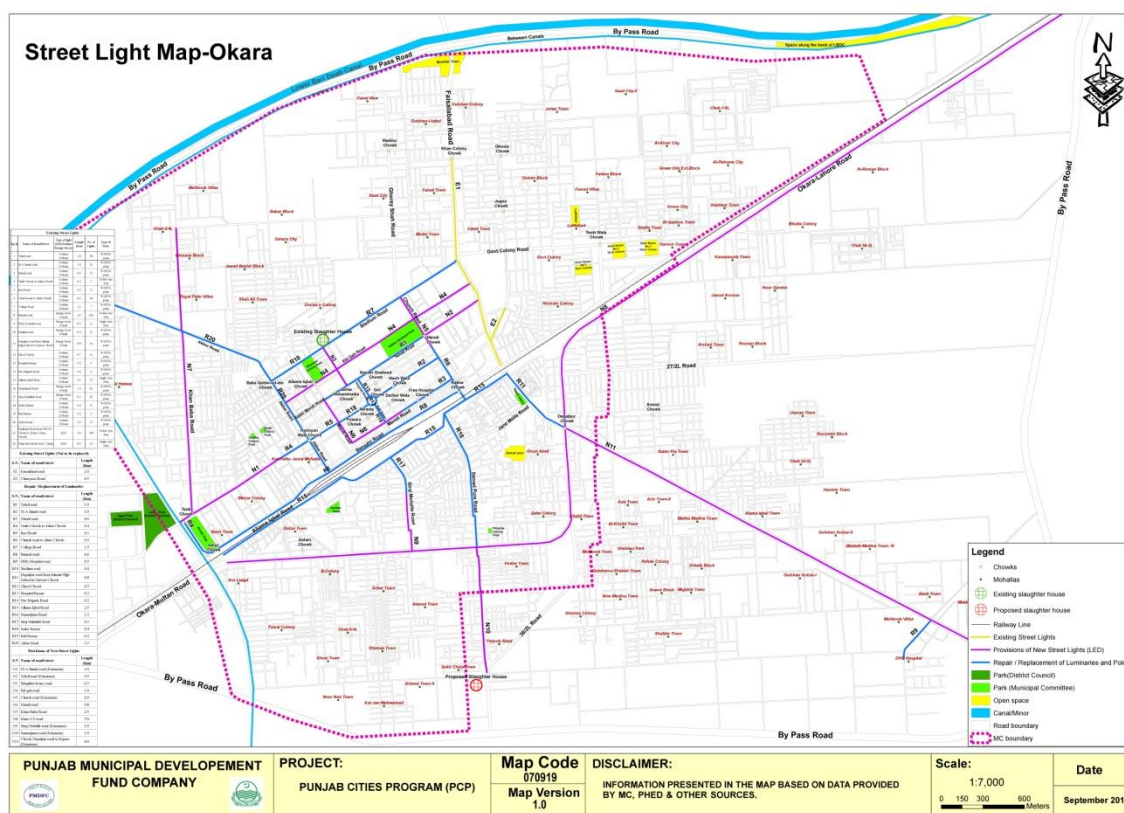
Some roads in the city have been provided with street light. The detail of these installations is given below:

Sr.#	Name of Road/Street	Type of light (LED, Sodium, Energy Saver)	Length (Km)	No. of Lights	Type of Poles
1	Tehsil road	Sodium 250watt	1.3	28	WAPDA poles
2	M.A Jinnah road	Sodium 250watt	1.0	24	WAPDA poles
3	Mandi road	Sodium 250watt	0.6	12	WAPDA poles
4	Tanki Chowk to Jahaz Chowk	Sodium 250watt	0.4	7	Doble Arm Pole
5	Ravi Road	Sodium 250watt	0.3	6	WAPDA poles
6	Church road to Jahaz Chowk	Sodium 250watt	1.0	18	WAPDA poles
7	College Road	Sodium 250watt	0.3	7	WAPDA poles
8	Banazir road from Jinnah Park to Phatak Chak 1/4L	Energy Saver 65watt	4.6	102	Doble Arm Pole
9	DHQ Hospital road	Energy Saver 65watt	0.5	11	Single Arm Pole
10	Stadium road	Energy Saver 65watt	0.4	8	WAPDA poles
11	Depalpur road from Islamia High School to Sarwar Chowk	Energy Saver 65watt	0.8	16	WAPDA poles
12	Ghool Chowk	Sodium 250watt	0.7	14	WAPDA poles
13	Hospital Bazaar	Sodium 250watt	0.2	4	WAPDA poles
14	Fire Brigade Road	Sodium 250watt	0.2	4	WAPDA poles
15	Allama Iqbal Road	Sodium 250watt	2.5	52	Single Arm Pole
16	Samadpura Road	Energy Saver 65watt	2.2	26	WAPDA poles
17	Sirki Muhallah Road	Energy Saver 65watt	1.0	20	WAPDA poles
18	Sadar Bazaar	Sodium 250watt	0.4	8	WAPDA poles

Sr.#	Name of Road/Street	Type of light (LED, Sodium, Energy Saver)	Length (Km)	No. of Lights	Type of Poles
19	Rail Bazaar	Sodium 250watt	0.2	4	WAPDA poles
20	Akbar Road	Sodium 250watt	3.3	72	WAPDA poles
21	Faislabad Road From FECTO Chowk to Khan Colony Chowk	LED	2.0	100	Doble Arm Pole
22	Chun Peer Road Govt. Colony	LED	0.5	12	Single Arm Pole
Total				555	

10.2. Street lights Coverage Map:

Street light installed in wards are as below:



10.3. Expenditure on street lights:

Under mentioned expenditure on the Operation & Maintenance of the existing street lights has been incurred by MC Okara during the last 5 years. This includes the energy cost, manpower cost and cost of repairs and replacements.

(All figures in million Rs)

Year	2013-14	2014-15	2015-16	2016-17	2017-18
O&M Expenditures	28.12	29.91	25.33	21.87	26.18

11.Complaint Management

Municipal Corporation Okara has established a centralized complaint cell for complaints registration, its tracking and resolution. The primary objective of establishing complaint cell was to enhance MC's efficiency in addressing citizens' and building confidence of citizens.

The complaint cell has been provided with telephone line to facilitate the complaint registration over the phone without walking in to the office. Every complaint, whether received in writing or verbally, is recorded in the software by a designated complaint cell in charge. Each recorded complaint generates a unique number already printed on the complaint slip. The complainant also receives the complaint number for the follow up, if required. Once the complaint is resolved by the relevant staff, he returns his part of the complaint slip to the complaint cell with his remarks and the complaint cell in charge updates the status of complaint in the software accordingly. The complainant may inquire the status of his complaint at any time just by calling the complaint registration office with reference to his complaint number. This process ensures the registration and tracking of all the complaints, thus keeping MC staff accountable to the MC management as well as the citizens.

Complaints: Received Summary Year – 2018-19	
Sector	Complaints
Water Supply	57%
Sewerage and Drainage	55%
Streetlight	-
Solid waste	47%
Percentage Received	55%



12.MC Website (www.mcokara.lgpunjab.org.pk)

Municipal Corporation Okara has also developed its website for dissemination of information for general public. The information contain all major categories of information for citizen's interest like information about the officers with their telephone numbers, budget detail, Development projects, news and events etc.



13.MC Response to the Requests of Citizens under RTI Act 2013

No request received from any citizen during the current year.

**SUMMARY OF RESPONSE TO CITIZENS REGARDING RTI REQUESTS
(2018-19)**

MC Section	No. of Requests Received	No. of Requests Attended	Average No. of Days/ Time span to Attend Request	No. of Requests Refused/ Not Fit for Sharing Information	No. of Requests Forwarded to Other Departments for Seeking Information	Total No. of Requests In Progress	Total No. of Requests Pending	Citizen's Satisfaction Feedback	Remarks
Chief Officer	x	x	x	x	x	x	x	x	x
MO (I&S)	x	x	x	x	x	x	x	x	x
MO (F)	x	x	x	x	x	x	x	x	x
MO (P)	x	x	x	x	x	x	x	x	x
MO (R)	x	x	x	x	x	x	x	x	x
Total	x	x	x	x	x	x	x	x	x

Human Resource Detail

MC Name: Okara

Section Name	Name of Post	BPS	Vacancy Detail (Nos.)			Service Type (Nos.)			Recruited at		Remarks
			Sanctioned	Filled	Vacant	Permanent	Contractual	Daily wager	MC Level	Provincially	
Chairman	Chairman	Fix	1	1	0	1	0	0	✓		
	Senior Clerk	14	1	1	0	1	0	0	□		
	Telephone Operator	5	1	1	0	1	0	0	✓		
	Naib Qasid	1	1	1	0	1	0	0	✓		
Naib Chairman	Vice Chairman	Fix	1	1	0	1	0	0	✓		
	Naib Qasid	2	2	2	0	2	0	0	✓		
Chief Officer	Chief Officer	18	1	1	0	1	0	0		✓	
	Office Superintendent	17	1	1	0	1	0	0	✓		
	Assistant	16	1	1	0	1	0	0	✓		
	Stenographer	16	1	1	0	1	0	0	✓		
	Senior Clerk	14	2	2	0	2	0	0	✓		
	Junior clerk	11	3	3	0	3	0	0	✓		
	Driver	7	1	1	0	1	0	0	✓		
	Daftari	4	1	1	0	1	0	0	✓		
	Machine Operator	3	1	0	1	0	0	0	✓		
	Naib Qasid	4	4	4	0	4	0	0	✓		
	Naib Qasid	1	1	1	0	1	0	0	✓		
MO-I (infrastructure)	MO-I	17	1	1	0	1	0	0	□	✓	
	Assistant	16	1	1	0	1	0	0	✓		
	Sub Engineer	16	1	1	0	1	0	0	□	✓	
	Senior Clerk	14	2	2	0	2	0	0	✓		

Section Name	Name of Post	BPS	Vacancy Detail (Nos.)			Service Type (Nos.)			Recruited at		Remarks
			Sanctioned	Filled	Vacant	Permanent	Contractual	Daily wager	MC Level	Provincially	
	Sub Engineer	11	3	3	0	3	0	0	<input type="checkbox"/>	✓	
	Junior clerk	11	1	1	0	1	0	0	✓		
	Tracer	5	1	1	0	1	0	0	✓		
	Driver	5	1	1	0	1	0	0	✓		
	Naib Qasid	2	2	2	0	2	0	0	✓		
	Naib Qasid	1	2	2	0	2	0	0	✓		
	Chowkidar	1	1	1	0	1	0	0	✓		
MO-P	MO-P	17	1	0	1	0	0	0		✓	
	Assistant	16	1	1	0	1	0	0	✓		
	Building Inspector	14	1	0	1	0	0	0	<input type="checkbox"/>	✓	
	Junior clerk	11	2	2	0	2	0	0	✓		
	Driver	5	1	1	0	1	0	0	✓		
	Naib Qasid	3	2	2	0	2	0	0	✓		
	Naib Qasid	1	1	1	0	1	0	0	✓		
MO-F	MO-F	17	1	1	0	1	0	0		✓	
	Assistant	16	1	1	0	1	0	0	✓		
	Senior Clerk	14	1	1	0	1	0	0	✓		
	Junior clerk	11	1	1	0	1	0	0	✓		
	Driver	7	1	1	0	1	0	0	✓		
	Naib Qasid	3	1	1	0	1	0	0	✓		
MO-F-Account Wing	Assistant	16	1	1	0	1	0	0	✓		
	Accountant	14	1	0	1	0	0	0		✓	
	Senior Clerk	14	3	3	0	3	0	0	✓		
	Naib Qasid	1	1	1	0	1	0	0	✓		
MO-F-Budget Wing	Senior Clerk	14	1	1	0	1	0	0	✓		
	Naib Qasid	3	1	1	0	1	0	0	✓		

Section Name	Name of Post	BPS	Vacancy Detail (Nos.)			Service Type (Nos.)			Recruited at		Remarks
			Sanctioned	Filled	Vacant	Permanent	Contractual	Daily wager	MC Level	Provincially	
MO-F-Revenue Wing	Assistant	16	1	1	0	1	0	0	✓		
	Junior clerk	11	3	3	0	3	0	0	✓		
	Naib Qasid	1	1	1	0	1	0	0	✓		
MO-F-Taxation Wing	Assistant	16	1	1	0	1	0	0	✓		
	Junior clerk	11	7	5	2	5	0	0	✓		
	Plumber	5	1	1	0	1	0	0	✓		
	Naib Qasid	3	1	1	0	1	0	0	✓		
	Naib Qasid	1	1	1	0	1	0	0	✓		
MO-F-Terminal Wing	Assistant	16	1	1	0	1	0	0	✓		
	Junior clerk	11	1	1	0	1	0	0	✓		
	Bus Stand Clerk	5	5	5	0	5	0	0	✓		
	Tanga Riksha Stand	3	2	2	0	2	0	0	✓		
	Wagan Stand Clerk	3	4	2	2	2	0	0	✓		
	Naib Qasid	3	2	2	0	2	0	0	✓		
	Naib Qasid	1	2	2	0	2	0	0	✓		
	Cattle Pond Keeper	1	1	0	1	0	0	0	✓		
	Chowkidar	1	1	1	0	1	0	0	✓		
MO-R	MO-R	17	1	0	1	0	0	0		✓	Additional Charge with CO
	Vetinary Doctor	Fix	1	1	0	1	0	0	✓		
	Assistant	16	1	1	0	1	0	0	✓		
	Senior Clerk	14	1	1	0	1	0	0	✓		
	Junior clerk	11	4	2	2	2	0	0	✓		
	Driver	6	1	1	0	1	0	0	✓		
	Court Clerk	4	1	1	0	1	0	0	✓		
	Naib Qasid	3	3	3	0	3	0	0	✓		

Section Name	Name of Post	BPS	Vacancy Detail (Nos.)			Service Type (Nos.)			Recruited at		Remarks
			Sanctioned	Filled	Vacant	Permanent	Contractual	Daily wager	MC Level	Provincially	
	Legal Advisor	Fix	1	1	0	1	0	0	✓		
MO-R-Lience & anti Encroachment	Assistant	16	1	1	0	1	0	0	✓		
	Junior clerk	11	4	4	0	4	0	0	✓		
	Trafic Clerk	5	1	1	0	1	0	0	✓		
	Naib Qasid	2	1	1	0	1	0	0	✓		
	Naib Qasid	1	1	1	0	1	0	0	✓		
MO-R-Land Record	Junior clerk	1	1	1	0	1	0	0	✓		
	Naib Qasid	3	1	1	0	1	0	0	✓		
MO-S (Services)	MO-S	17	1	0	1	0	0	0		✓	Additional Charge with MO-I
	Assistant	16	1	1	0	1	0	0	✓		
	Senior Clerk	14	2	2	0	2	0	0	✓		
	Junior clerk	11	3	1	0	1	0	0	✓		
	Light Inspector	10	1	1	2	1	0	0	✓		
	Driver	5	1	1	0	1	0	0	✓		
	Electricine	5	5	4	1	4	0	0	✓		
	Naib Qasid	2	2	2	0	2	0	0	✓		
	Naib Qasid	3	1	1	0	1	0	0	✓		
	Chowkidar	3	2	2	0	2	0	0	✓		
MO-S-Garden & Roads	Garden Suptt	11	1	1	0	1	0	0	✓		
	Road Matt	2	2	1	1	1	0	0	✓		
	Garden Matt	2	1	1	0	1	0	0	✓		
	Mali/Baildar	3	8	8	0	8	0	0	✓		
	Mali/Baildar	1	8	3	5	3	0	0	✓		
	Road/Baildar	4	3	3	0	3	0	0	✓		
	Road/Baildar	3	7	7	0	7	0	0	✓		

Section Name	Name of Post	BPS	Vacancy Detail (Nos.)			Service Type (Nos.)			Recruited at		Remarks
			Sanctioned	Filled	Vacant	Permanent	Contractual	Daily wager	MC Level	Provincially	
	Cleaner	1	1	1	0	1	0	0	✓		
	Road/Baildar	1	9	8	1	8	0	0	✓		
MO-S-Water & Disposal Works	Superintendent	11	1	1	0	1	0	0	✓		
	Junior clerk	11	2	1	1	1	0	0	✓		
	Tube well Operator	5	13	13	0	13	0	0	✓		
	Tube well Operator	4	3	3	0	3	0	0	✓		
	Tube well Operator	3	1	1	0	1	0	0	✓		
	Tube well Operator	2	41	36	5	36	0	0	✓		
	Fitter	3	1	1	0	1	0	0	✓		
	Fitter Cooli	1	1	1	0	1	0	0	✓		
	Plumber	5	1	1	0	1	0	0	✓		
	Plumber	3	2	0	2	0	0	0	✓		
	Chowkidar	3	10	10	0	10	0	0	✓		
	Chowkidar	1	4	4	0	4	0	0	✓		
	Naib Qasid	1	1	1	0	1	0	0	✓		
	Electricine	5	2	2	0	2	0	0	✓		
	Sewer Supervisor	5	2	2	0	2	0	0	✓		
	Disposal Driver cum Chowkidar	5	6	6	0	6	0	0	✓		
	Disposal Driver cum Chowkidar	4	1	1	0	1	0	0	✓		
	Disposal Driver cum Chowkidar	2	3	3	0	3	0	0	✓		
	Disposal Baildar	3	12	11	1	11	0	0	✓		
	Disposal Baildar	2	1	1	0	1	0	0	✓		
	Sewerman	3	11	11	0	11	0	0	✓		
	Sewerman	1	38	37	1	37	0	0	✓		

Section Name	Name of Post	BPS	Vacancy Detail (Nos.)			Service Type (Nos.)			Recruited at		Remarks
			Sanctioned	Filled	Vacant	Permanent	Contractual	Daily wager	MC Level	Provincially	
	Sewerman(Contingent)	1	70	70	0	0	0	70	✓		Contingent paid
Fire brigade	Superintendent Fire Brigade	14	1	1	0	1	0	0	✓		
	Head Fireman	8	1	0	1	0	0	0	✓		
	Driver	7	3	3	0	3	0	0	✓		
	Firman	5	9	7	2	7	0	0	✓		
	Driver	6	1	1	0	1	0	0	✓		
	Cleaner	3	1	1	0	1	0	0	✓		
MO-S-- Municipal Library	Senior Clerk	14	1	1	0	1	0	0	✓		
	Junior clerk	11	1	1	0	1	0	0	✓		
	Naib Qasid	3	1	1	0	1	0	0	✓		
	Naib Qasid	1	2	2	0	2	0	0	✓		
MO-S- Sanitation Wing	Sanitary Supritendent	16	1	1	0	1	0	0	✓		
	Junior clerk	11	1	1	0	1	0	0	✓		
	Vehicle Supervisor	9	1	1	0	1	0	0	✓		
	Sanitary Inspector	8	1	1	0	1	0	0	✓		
	Sanitary Supervisor	5	9	9	0	9	0	0	✓		
	Driver	5	3	3	0	3	0	0	✓		
	Tractor Driver	5	8	3	5	3	0	0	✓		
	Naib Qasid	3	1	1	0	1	0	0	✓		
	Naib Qasid	2	1	1	0	1	0	0	✓		
	Saitarary Worker	3	76	76	0	76	0	0	✓		
	Saitarary Worker	2	74	74	0	74	0	0	✓		
	Saitarary Worker	1	297	218	79	218	0	0	✓		

Municipal Corporation Okara Monthly Compilation Of Receipts For The Financial Year 2018 - 2019																		
	Major Head	Minor Head	Detail Head	Head Title	Account Code	Jul	Aug	Sep	Oct	Nov	Dec	Jan	Feb	Mar	Apr	May	Jun	Total
1	Tax revenue	Direct taxes	Property tax	UIPT / Share of net proceeds assigned to Districts/TMAs etc.	B01302	-	-	4,184,834	-	-	2,211,466	18,198,942	-	1,398,109	8,121,893	9,404,669	5,157,039	48,676,952
2	-	-	-	TTIP / Tax on Transfer of Immovable Property	B01313	3,829,821	7,155,239	4,871,917	6,403,724	5,205,546	6,307,528	7,029,018	6,446,330	4,114,959	3,271,812	4,720,366	9,311,353	68,667,613
3	Non-Tax Revenue	Miscellaneous receipts	Economic services receipts Others	Sale of Forms and Registers	C03515	-	-	-	-	-	-	3,020	-	-	-	-	-	3,020
4	-	-	-	Car parking fee	C03555	300	1,660	2,040	1,880	2,120	1,440	1,260	1,180	-	-	4,000	1,080	16,960
5	-	-	Grants	Grant from Provincial Government PFC (Non Development)	C03683	-	40,170,532	-	34,789,766	19,723,766	39,447,532	-	20,085,266	20,085,266	69,149,532	20,085,266	20,085,266	283,622,192
6	-	-	Others	Licence Fee (Animal Drawn Vehicles)	C0388004	320	2,080	2,170	2,000	4,430	1,000	2,000	3,000	3,000	6,000	-	4,000	30,000
7	-	-	-	License fee (Handcarts)	C0388005	4,200	17,400	85,200	60,000	58,200	41,400	21,000	11,800	14,400	29,800	20,100	14,700	378,200
8	-	-	-	General Bus Stand fee	C0388016	2,134,212	787,340	1,313,951	1,885,351	1,122,210	782,980	1,985,220	1,050,000	1,050,000	550,000	1,050,000	-	13,711,264
9	-	-	-	Truck Stand Fee	C0388017	-	254,045	50,760	203,290	354,050	154,045	220,000	150,000	253,090	159,045	244,500	80,000	2,122,825
10	-	-	-	Riksha/Motorcycle/ Bicycle Stand fee	C0388020	756,818	293,500	359,807	326,622	326,622	306,818	306,818	249,372	199,470	306,818	466,960	82,088	3,981,713
11	-	-	-	Fee for approval of Building/ Construction Plan	C0388027	708,978	241,206	443,472	7,746,620	1,185,632	2,743,154	878,574	1,421,150	4,759,880	2,590,033	4,405,183	10,898,941	38,022,823
12	-	-	-	Fee for slaughtering of animals	C0388042	18,420	84,763	80,050	84,770	89,753	59,728	89,950	-	91,101	85,659	80,996	104,437	869,627
13	-	-	-	Receipts on account of sale of water - residential	C0388047	67,260	33,750	68,360	60,760	65,300	46,650	42,840	25,790	16,800	60,720	46,550	49,840	584,620
14	-	-	-	Receipts on account of sale of water - through tankers	C0388051	500	-	1,000	500	-	-	-	-	2,000	-	500	500	5,000
15	-	-	-	Sewerage/Drainage Fee/ Charges/ Nali Tax	C0388054	11,900	12,100	22,600	19,600	10,000	19,300	14,280	108,120	29,300	49,300	35,200	35,900	367,600
16	-	-	-	Receipts from public latrines	C0388056	12,964	10,801	18,900	21,700	18,900	19,551	21,700	18,130	20,860	22,400	21,625	27,655	235,186
17	-	-	-	Renewal of Registration	C0388072	-	430,000	-	-	-	-	-	-	-	-	-	-	430,000
18	-	-	-	Advertisement Fee on sign boards of shops/ commercial places	C0388077	499,210	2,018,182	221,000	672,235	-	-	2,402,300	1,100,000	1,072,900	-	-	2,100,000	10,085,827
19	-	-	-	Rent of municipal Property - Shops	C0388081	448,798	275,178	347,661	593,451	1,614,344	5,718,864	866,380	421,014	368,334	302,531	138,284	297,193	11,392,032
20	-	-	-	Rent of municipal Property - offices	C0388082	116,811	92,437	103,152	122,291	68,925	167,321	122,756	127,715	152,846	100,776	254,015	142,799	1,571,844
21	-	-	-	Rent of municipal Property - municipal urban land	C0388083	25,000	41,000	47,000	141,000	26,000	80,000	40,000	20,000	75,000	50,000	33,000	39,000	617,000
22	-	-	-	Road cutting charges	C0388086	35,550	94,000	376,197	4,740,100	348,300	1,402,450	35,200	34,550	28,200	704,100	790,000	25,600	8,614,247
23	-	-	-	Copying fee	C0388087	91,600	96,100	135,000	234,600	137,800	59,000	172,700	213,540	180,300	195,400	67,870	53,000	1,636,910
24	-	-	-	Others Miscellaneous Fee	C0388091	218,260	222,170	200,050	242,890	209,400	213,380	215,650	190,860	215,150	231,480	226,880	200,240	2,586,410
25	-	-	-	Magistrial Fee (Fine and Penalties by Judicial Magistrate)	C0388092	-	-	-	-	-	-	5,000	-	40,100	34,000	5,000	-	84,100
26	-	-	-	Miscellaneous Arrears	C0388098	367,970	29,840	158,107	43,240	154,520	31,820	197,635	95,440	42,819	200,520	859,328	21,000	2,202,239
27	Capital receipts	Recoveries of investment	Investment Receipts	Receipts from investment of Cash Balance by Local Govts (Bank Profit)	E01305	342,180	-	-	-	-	-	201,257	-	-	-	-	-	543,437
Total:						9,691,072	52,363,323	13,093,228	58,396,390	30,725,818	59,815,427	33,073,500	31,773,257	34,213,884	86,221,819	42,960,292	48,731,631	501,059,641

Municipal Committee Okara

Form AR-30 see Rule 42(1)(a)

Monthly Compilation Of Expenditure

For The Financial Year 2018 - 2019

	Head Title	Account Code	Jul	Aug	Sep	Oct	Nov	Dec	Jan	Feb	Mar	Apr	May	Jun	Total
1	Basic Pay Officers	A01101	160,110	331,514	-	144,927	144,927	117,591	222,715	342,853	419,481	294,913	302,458	130,768	2,612,257
2	Pay of contract Officers	A01106	-	-	-	-	-	-	-	-	-	-	119,761	57,170	176,931
3	Basic Pay Staff	A01151	10,949,702	18,606,329	3,614,125	13,868,908	12,211,881	15,931,818	8,121,116	12,263,381	12,119,861	15,926,699	14,792,225	4,886,291	143,292,336
4	Personal pay Staff	A01152	12,950	23,680	2,220	12,950	12,950	15,170	10,730	11,470	11,470	29,770	20,720	-	164,080
5	Pay of contract staff	A01156	509,982	960,912	20,930	504,355	451,757	545,521	385,328	571,893	588,937	745,464	887,344	-	6,172,423
6	House rent Allowance	A01202	581,348	1,397,827	167,428	1,144,116	889,509	1,312,746	479,117	875,733	345,105	1,257,235	945,030	402,570	9,797,764
7	Conveyance Allowance	A01203	1,257,496	2,085,486	216,576	1,624,840	1,288,546	1,850,594	754,990	1,278,517	1,280,911	1,804,963	1,513,949	520,785	15,477,653
8	Medical allowance	A01217	986,510	1,641,269	183,726	1,300,811	1,021,332	1,484,562	578,241	1,012,231	1,013,274	1,452,926	1,137,003	441,855	12,253,740
9	Adhoc relief (2018)	A0124409	1,843,574	4,964,179	573,831	3,637,191	2,986,547	4,169,368	1,885,679	3,031,396	2,944,533	4,119,408	3,653,373	1,123,939	34,933,018
10	Other	A01270	304,735	417,379	53,085	419,360	292,224	473,004	110,130	286,012	266,893	414,242	226,793	172,230	3,436,087
11	Overtime allowance	A01271	-	336,367	-	-	120,918	-	-	-	-	-	-	-	457,285
12	Honoraria	A01273	93,000	255,780	-	212,460	211,000	54,000	93,000	93,000	93,000	82,839	83,000	-	1,271,079
13	Leave salary	A01278	291,602	756,317	1,016,842	473,021	849,330	2,090,577	613,618	175,773	211,718	1,266,970	2,467,872	174,871	10,388,511
14	Postage and telegraph	A03201	-	-	-	-	-	-	-	-	-	6,335	-	-	6,335
15	Telephone and trunk call	A03202	-	60,047	3,230	97,124	13,144	45,870	73,692	14,023	14,082	2,779	118,678	39,097	481,766
16	Gas	A03301	-	8,470	8,612	17,224	-	11,532	11,181	11,364	21,724	-	22,362	10,578	123,047
17	Hot and cold weather charges	A03304	-	-	39,080	27,130	15,520	5,820	-	-	-	-	-	-	87,550

	Head Title	Account Code	Jul	Aug	Sep	Oct	Nov	Dec	Jan	Feb	Mar	Apr	May	Jun	Total
18	Rent of Machine & Equipment	A03408	-	-	-	774,730	-	512,000	324,736	396,900	-	-	-	595,350	2,603,716
19	Travelling allowance	A03805	-	3,540	4,110	50,360	1,370	82,220	47,544	137,540	1,090	194,340	42,510	32,720	597,344
20	Stationery	A03901	-	6,250	9,940	42,095	24,290	9,870	9,850	9,965	9,220	9,350	14,091	18,740	163,661
21	Printing and publication	A03902	-	-	-	-	-	-	-	-	23,780	-	-	-	23,780
22	Newspapers periodicals and books	A03905	-	-	12,260	22,666	13,176	11,812	16,463	-	23,143	4,080	22,116	520	126,236
23	Tax refunds	A03909	-	157,250	138,400	1,086,407	49,620	620,000	-	-	1,316,000	-	10,400	-	3,378,077
24	Contribution & subscription PLGB Funds	A03913	-	-	-	-	-	-	500,000	-	-	-	-	1,000,000	1,500,000
25	Payments to Govt. dept for service rendered	A03915	-	-	-	-	-	500,000	-	500,000	-	-	-	1,240,497	2,240,497
26	Law charges	A03917	-	-	-	-	-	-	2,000	-	-	-	-	-	2,000
27	Exhibitions, fairs and other national celebrations	A03918	-	147,860	-	1,217,720	-	146,980	994,950	9,800	66,500	47,400	-	651,550	3,282,760
28	Cost of Other Stores	A03942	-	-	42,120	51,200	-	52,630	-	-	-	-	-	-	145,950
29	Advertising / Publicity & Dengue	A03966	-	-	70,290	-	3,478	71,130	12,143	-	-	16,435	73,615	-	247,091
30	Others	A03970	-	26,810	65,000	98,057	6,900	83,670	30,940	225,492	51,772	35,962	76,564	493,537	1,194,704
31	Share of Nadra Office	A03973	-	124,490	90,540	91,480	-	168,740	63,780	-	92,510	54,480	92,970	66,660	845,650
32	Pension	A04101	-	6,800,000	3,029,000	4,900,000	4,000,000	4,000,000	4,000,000	4,000,000	4,000,000	6,500,000	3,771,000	-	45,000,000
33	Gratuity	A04103	-	-	-	755,034	-	-	3,833,171	-	-	12,000,000	-	-	16,588,205
34	Payment of Pension Contribution of Ex-Employees	A04110	-	-	-	-	-	-	1,245,951	787,629	-	-	3,729,000	-	5,762,580
35	SSB Social Security Benefit	A04115	125,838	234,105	4,674	155,002	135,291	167,469	105,405	135,336	137,583	171,535	229,261	32,178	1,633,677
36	Pension Contribution (LCS/Non LCS)	A04120	80,055	8,106,543	3,721,472	4,252,483	4,026,706	5,677,375	2,549,352	3,961,253	4,045,237	4,072,031	6,260,846	1,340,708	48,094,061
37	Financial Assistance for in-service death of employee	A04171	-	-	-	200,000	300,000	-	-	650,000	-	3,050,000	600,000	-	4,800,000

	Head Title	Account Code	Jul	Aug	Sep	Oct	Nov	Dec	Jan	Feb	Mar	Apr	May	Jun	Total
38	Loan	A08105	-	-	-	-	-	-	-	-	-	100,000	100,000	-	200,000
39	Land and buildings	A09101	-	-	-	-	-	69,820	-	-	-	-	-	-	69,820
40	Others	A09470	-	-	-	-	-	-	-	-	14,400	-	-	-	14,400
41	Purchase of Other Assets	A09802	-	-	-	25,000	-	-	4,650	62,400	85,700	18,500	-	173,700	369,950
42	Other Civil Works	A12109	-	-	-	-	-	-	-	-	-	-	-	3,357,103	3,357,103
43	Works-Urban (Electrification)	A12505	-	-	-	425,040	-	-	100,000	-	-	-	-	101,400	626,440
44	Water Filtration Plant	A12507	-	-	53,255	283,600	-	59,000	94,000	96,000	99,900	-	-	465,000	1,150,755
45	Transport (Repairs) Official Staff Cars, Motor Cycles	A13001	-	476,200	268,500	308,150	501,360	177,000	345,900	204,300	12,600	228,220	-	277,702	2,799,932
46	Machinery and Equipment (Repairs)	A13101	-	682,000	276,298	229,800	17,505	435,000	431,180	149,900	756,637	205,737	-	675,880	3,859,937
47	Repair and Maintenance Sanitation D-Watering Generator	A13104	-	-	-	5,900	-	90,400	-	-	-	-	-	-	96,300
48	Furniture and Fixture (Repairs)	A13201	-	-	-	3,950	-	-	-	-	-	-	-	7,000	10,950
49	Hardware (Repairs)	A13701	-	-	-	-	13,600	-	-	-	5,350	-	2,975	4,320	26,245
50	IT Equipment (Repairs)	A13703	-	-	-	-	-	-	-	-	-	-	20,500	140,098	160,598
51	Maintenance of gardens (Repairs)	A13801	-	36,600	-	127,950	-	37,210	42,900	-	-	69,800	-	496,876	811,336
52	POL Official Staff Cars, Motor Cycles	A15101	-	26,244	44,101	82,451	30,330	88,223	63,890	65,777	91,777	94,218	91,892	71,325	750,228
53	POL for Fire brigade	A15103	-	-	-	492,806	152,229	-	354,965	-	-	-	-	-	1,000,000
54	POL for Water Supply Generator	A15107	-	-	-	471,230	284,944	119,100	433,258	-	-	620,060	69,295	71,440	2,069,327
55	POL for Sanitation D-Watering Generator	A15108	-	-	97,774	2,069,898	1,980,954	2,334,087	3,441,051	-	2,021,410	3,654,662	2,113,594	421,237	18,134,667
56	Electricity (Office)	A15201	-	-	-	147,177	-	30,415	70,117	40,060	-	129,324	157,764	-	574,857
57	Electricity (Street Light)	A15203	-	-	-	949,805	-	-	936,588	351,823	-	3,878,049	2,562,940	1,790,027	10,469,232
58	Electricity (Water Supply)	A15204	-	-	-	2,816,361	-	1,281,407	1,049,360	932,132	1,090,239	1,448,811	1,373,365	-	9,991,675
59	Electricity (Disposal Works)	A15206	-	-	-	2,955,597	-	1,852,430	1,352,859	832,886	-	1,178,696	157,895	-	8,330,363
60	On going schemes ADP (current year)	A16303	-	-	99,000	563,479	352,982	252,500	2,646,578	561,641	718,029	-	-	773,623	5,967,832
61	On going schemes ADP (Previous year)	A16304	-	1,783,522	198,988	7,347,224	1,344,384	1,983,078	3,352,137	700,000	-	-	-	2,207,562	18,916,895
Total:			17,196,902	50,456,970	14,125,407	56,487,069	33,748,704	49,021,739	41,795,255	34,778,480	33,993,866	65,186,233	47,863,161	24,466,907	469,120,693

List of Approved Projects for the Financial Year 2018-19, Municipal Corporation Okara						
Sr. No	Name of Project	Gestation Period	Approved Cost (PKR)	Status	Physical Progress (%)	Remarks
Municipal Committee Okara (ADP 2018-19)						
1	Supply manhole cover different size	2018-19	1,000,000	Completed	100%	
2	Emergency work P/L of 36" dia sewer line chongi No.6 to 36/4L road famous girls college No.II	2018-19	4,890,000	Completed	100%	
3	Emergency work P/L of 18" sewer line Samadpura road	2018-19	666,700	Completed	100%	
4	Supply manhole cover 24" ,26" dia	2018-19	1,400,000	Completed	100%	
5	Cleaning of sewer line with vanching machine	2018-19	1,000,000	Completed	100%	
6	P/F of iron board clean and green punjab	2018-19	768,000	Completed	100%	
7	P/Laying of sewer line Muslim colony	2018-19	600,000	Completed	100%	
8	Clean and Green Punjab for beautification of Okara City Painting center median, divider for Sikandar Chowk to Jahaz Chowk (M&R), MC Okara (Phase-I)	2018-19	1,112,000	Completed	100%	
9	Clean and Green Punjab for beautification of Okara City Painting center median, divider for Jahaz Chowk to Tank Chowk & Tehsil road (M&R), MC Okara (Phase-II)	2018-19	879,700	Completed	100%	
10	Construction ,repair , maintenance Government Residence Chief Officer, MC Okara	2018-19	1,490,600	Completed	100%	
11	Providing and fixing of C.I frame, manhole covers 24" ,26" Zone B, Municipal Committee Okara	2018-19	950,000	Completed	100%	
12	Cleanliness sewer line with vanching machine Zone -A	2018-19	900,000	Completed	100%	
13	Providing and fixing of C.I frame, manhole covers 24" ,26" Zone A, Municipal Committee Okara	2018-19	900,000	Completed	100%	

List of Approved Projects for the Financial Year 2018-19, Municipal Corporation Okara						
Sr. No	Name of Project	Gestation Period	Approved Cost (PKR)	Status	Physical Progress (%)	Remarks
14	Emergency work P/L 30" dia sewer line at Shamsia colony near Hadi jor hospital	2018-19	966,000	Completed	100%	
15	Const: repair of tuff tile , PCC, road reason for change of Sui Gas pipe line (M&R) at Zafar colony	2018-19	900,000	W.I.P	75%	
16	Const: repair of tuff tile , PCC, road reason for change of Sui Gas pipe line (M&R) at Gulraiz colony	2018-19	960,000	W.I.P	65%	
17	Const: repair of tuff tile , PCC, road reason for change of Sui Gas pipe line (M&R) at Sirki Muhallah (Part-I)	2018-19	1,040,200	W.I.P	70%	
18	Const: repair of tuff tile , PCC, road reason for change of Sui Gas pipe line (M&R) at Chaundry colony	2018-19	685,000	W.I.P	65%	
19	Const: repair of tuff tile , PCC, road reason for change of Sui Gas pipe line (M&R) at Model town	2018-19	635,000	W.I.P	75%	
20	Const: repair of tuff tile , PCC, road reason for change of Sui Gas pipe line (M&R) at Hussain Super market & Al-Hadeed Market	2018-19	788,000	W.I.P	70%	
21	Tuff tile and retuff tiling , rehabilitation street No. 1,2,3,5 at Rehman colony	2018-19	500,000	Completed	100%	
22	Repair and maintenance and allied work at Park Shadman colony	2018-19	750,000	Completed	100%	
23	Cleanliness sewer line with vanching machine Ward No.1 to 50	2018-19	900,000	Completed	100%	
	Total	-	24,681,200			